

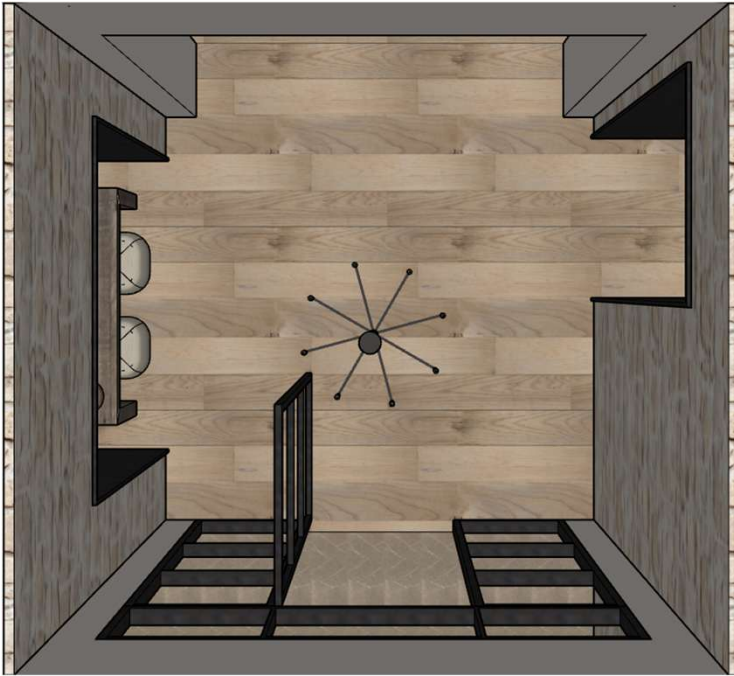


66th RESIDENCE



PLAN VIEW



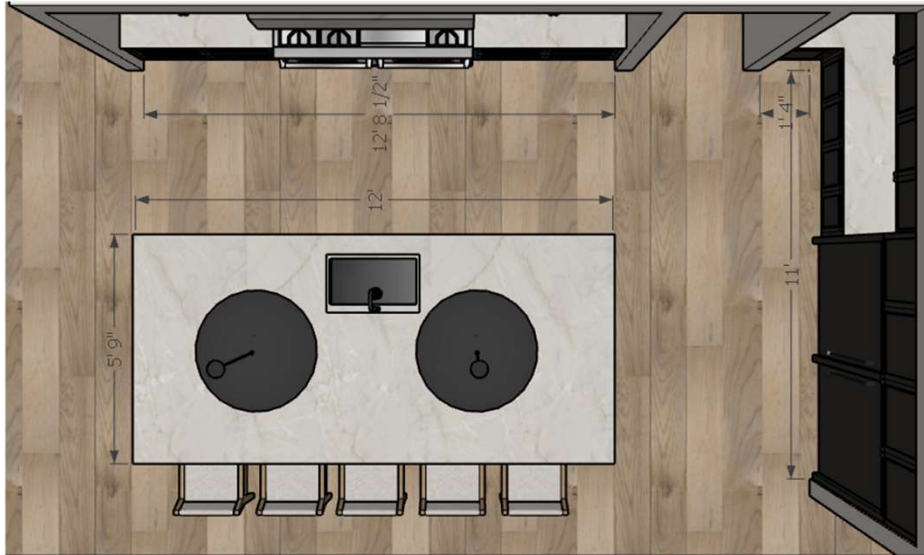


NOTES

- Opening to be framed out with wood or metal, TBD based on builder budget
- Center of sconces at 5'-6" AFF
- Dark wallpaper at back, TBD
- Backing to hang large mirror

**UPGRADE OPTION
- WALLPAPER TBD**





MILLWORK
KARISMA FASHIONISTA



COUNTERTOP
SWAN QUARTZITE



MILLWORK
PAINTED IRON ORE



WOOD FLOORING
TBD



NOTES

- Countertop height 36" AFF
- Island Cabinetry; Karisma Slim Shaker Fashionista
- Perimeter cabinetry; Painted Iron Ore
- 4" Toe kick
- Countertop detail; 1-1/12 flat eased edge, with 1/2" overhang
- Island cabinetry 12'-0" x 4'-5", 15" overhang
- L wall size; 1'-4" x 10', 11'-0" x 10'
- Under cabinet lighting
- Tile backsplash, TBD



NOTES

- Countertop height 36" AFF
- 4" Toe kick
- Island cabinetry 12'-0" x 4'-5", 15" overhang
- Under cabinet lighting
- Tile backsplash
- Wrap hood in slab material
- Countertop detail; 1-1/12 flat eased edge, with 1/2" overhang





NOTES

- Countertop height 36" AFF
- Wall length 18'-5 1/2"
- 4" Toe kick
- Countertop detail: 1-1/2" flat eased edge
- Cabinetry 9'-0" tall
- Countertop length 13'-2"
- Under cabinet lighting
- Full height slab backsplash



MILLWORK
KARISMA FASHIONISTA



COUNTERTOP
SWAN QUARTZITE



MILLWORK
PAINTED IRON ORE



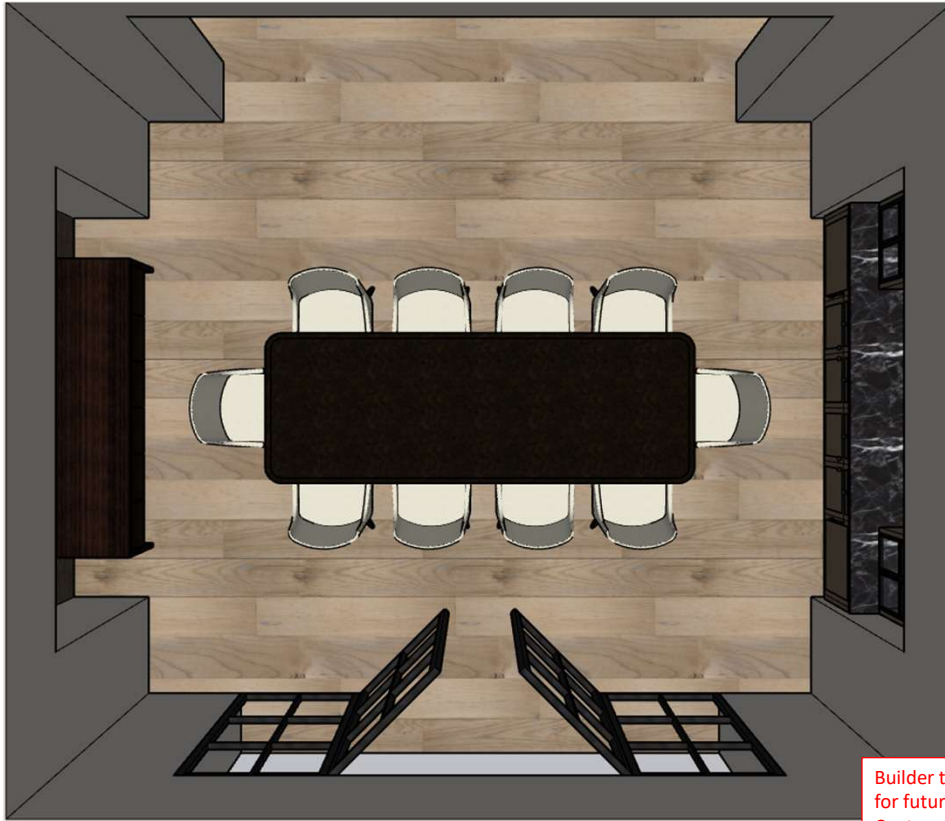
WOOD FLOORING
TBD



NOTES

- Cabinet 48" wide
- Countertop 36" AFF
- Cabinetry 8ft tall
- 20" from countertop to bottom of uppers
- Countertop edge detail: 1-1/2" flat eased edge





Builder to put in electrical for future UC Ref and Bev Center



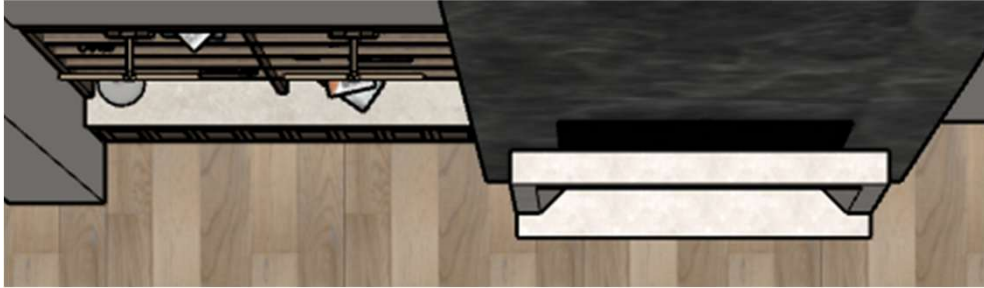
UPGRADE OPTION

NOTES

- Countertop height 36" AFF
- 4" Toe kick
- Upper cabinets 24" wide
- Undercounter Wine fridge
- 20" high slab backsplash

- Under cabinet beverage center
- Steel shelf
- Two shelves in each upper cabinet
- Adjustable shelf and roll out in lower cabinets
- Lighting in glass cabinets
- Wallpaper above shelf, TBD






MILLWORK
KARISMA FASHIONISTA



SURROUND
STONE TBD



**UPGRADE
OPTION**

Builder to add electrical for
future picture lights



COUNTERTOP
TBD



WOOD FLOORING
TBD

NOTES


- Wood Flooring
- Firebox opening 60"W x 36"H
- Bottom of TV at 56" AFF, recess TV mount
- 8" Deep Mantel, top of mantel 50" AFF
- Stone hearth flush with wood flooring
- 14" Limestone surround
- Wall cladding TBD (Options to be discussed with builder to fit within budget)
- Art lights above shelves
- Fireplace media to be orbs (unless changed by future buyer)



NOTES

- Countertop height 36" AFF
- Vanity 4'-3" wide
- Large drawer with cut out for plumbing
- Vanity drawer 14" tall
- 1-1/2" floating wood shelf
- Wallcovering on three walls
- See designer elevation for sconce height and location
- 12" space between shelf and vanity
- Countertop detail: 2-1/4" flat eased edge with 1/2" overhang
- 6" slab backsplash
- Two rows of matte tile (stacked vertically), one row of lux (horizontal lay)
- Shower head at 80" AFF


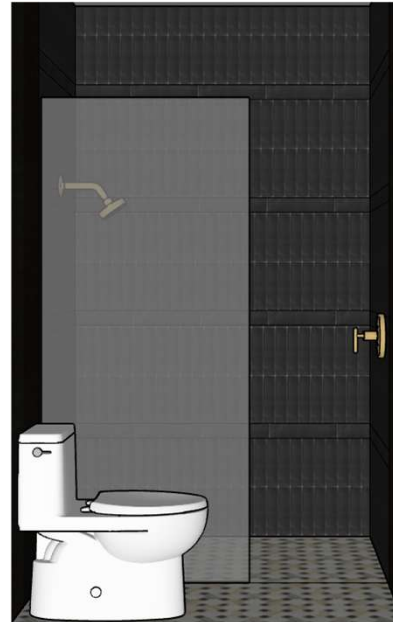

**UPGRADE OPTION
- WALLPAPER**



SHOWER WALLS
TOTAL BRICK | MAJOLICA MATTE



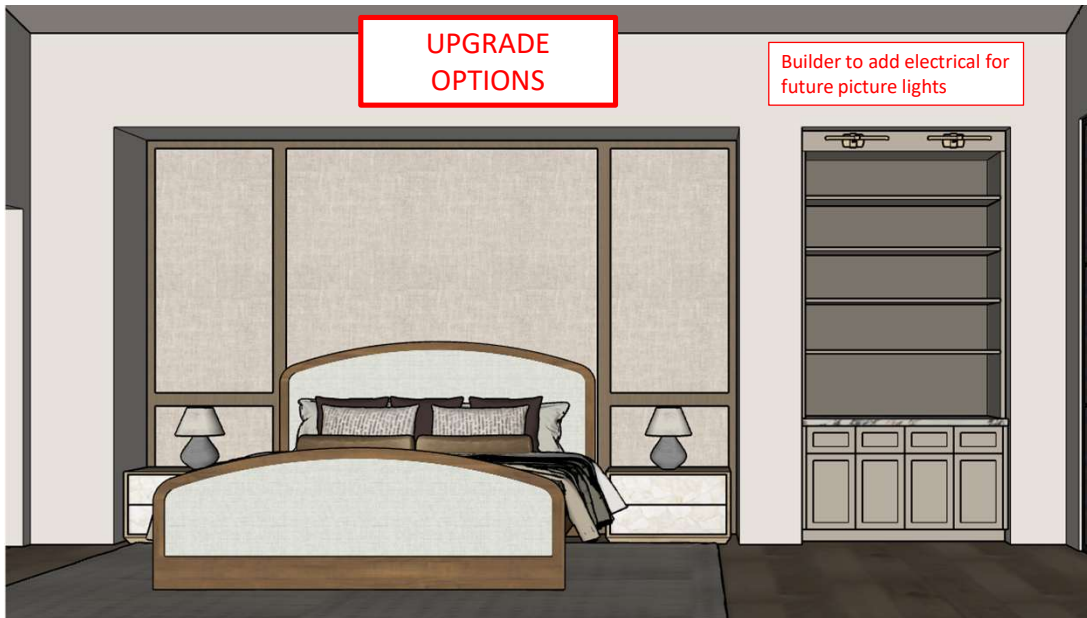
FLOORING
MODNI EMERY | HONED WARM BLEND





NOTES

- Wood Flooring
- Stone wall cladding with mortar wash
- Firebox opening 42"W x 36"H
- 10-1/2" Limestone Surround, 6" deep, top at 56" AFF
- Limestone Hearth, top at 10" AFF, plinth base
- Fabric headboard wall with wood bending
- Lighting in shelves
- Art lights
- Fire media to be orbs
- Dark herringbone firebrick






COUNTERTOP
ARABESCATO VIOLA | POLISHED
12MM



TILE
FOSSIL BONE
24" X 48"



MILLWORK "A"
KARISMA FASHIONISTA




PAINT
TAUPE OF THE MORNING



NOTES

- Countertop 36" AFF
- 24" deep vanity
- Cabinet 11'-4" wide
- 4" Toe kick
- 6" slab backsplash, to be flush with wood above
- Vertical tongue and groove wall paneling from backsplash to soffit
- Countertop detail: 3" flat eased edge with 1/2" overhang
- Center of sconces at 5'-4" AFF
- 5'-8" between faucets, center-to-center
- Sinks to be undermount



COUNTERTOP
ARABESCATO VIOLA | POLISHED
12MM



MILLWORK "A"
KARISMA FASHIONISTA


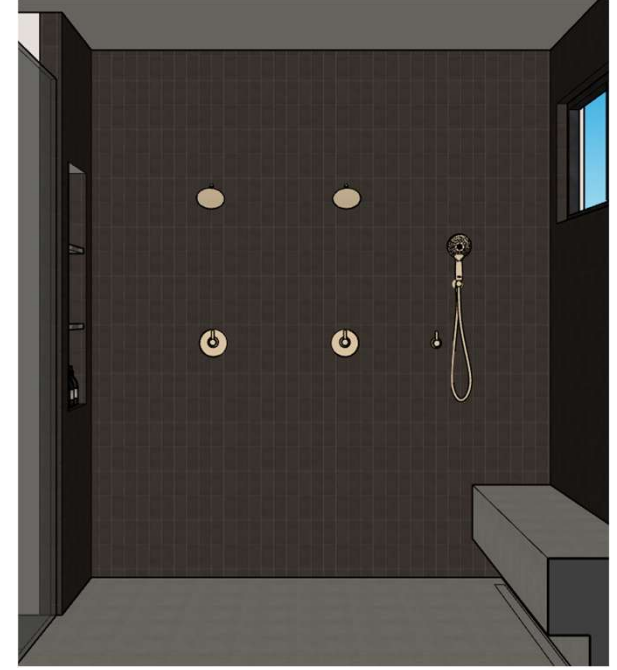


TILE
FOSSIL BONE
24" X 48"
STRAIGHT LAY



NOTES

- Tub centered in opening
- Architect made window larger to have tub look more centered on window
- Towel bar hung 42" AFF
- Pony wall tiled on all sides



SHOWER WALLS
MIKAYLA | ESPRESSO
GLOSSY



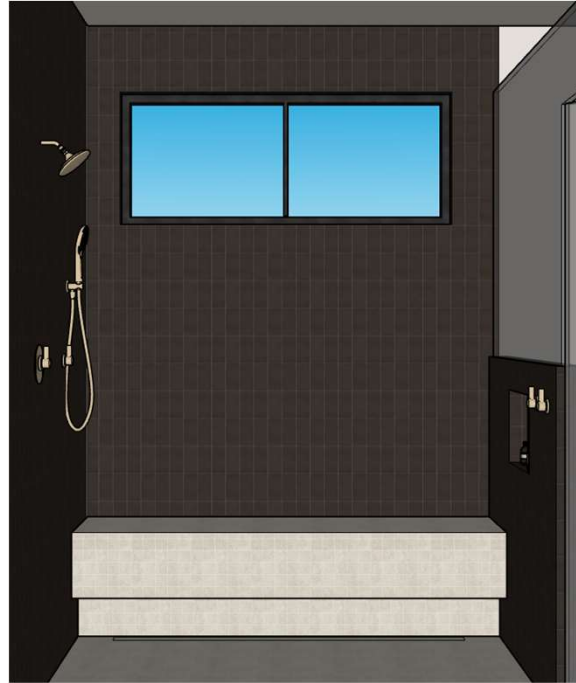
SHOWER FLOOR
FOSSIL | BONE
NATURAL



SHELVES
ARABESCATO
VIOLA | POLISHED
12MM

NOTES

- Large niche 18"W x 46"H, bottom of niche at 36" AFF
- Niche has (2) 1" thick slab shelves, spacing between shelves, from top to bottom; 15", 16", 15"
- Temperature control under each shower head
- Diverter near hand held showerhead
- 2'-3" between shower heads, center between wall and end of bench
- Shower heads at 80" AFF
- Center of valves at 48" AFF
- Hand held supply/holder at 60" AFF, 20" away from right wall
- Bench 16" deep, top of bench at 19" AFF (6" deep x 8"H "toe kick" space)
- Wrap bench in mosaic used on shower floor
- Linear drain along bottom of recessed bottom of bench
- Shower wall tile stacked vertically



SHOWER WALLS
MIKAYLA | ESPRESSO
GLOSSY



SHOWER FLOOR
FOSSIL | BONE
NATURAL



SHELVES
ARABESCATO
VIOLA | POLISHED
12MM

NOTES

- Small niche 15"W x 12"H, bottom of niche 30" AFF
- Volume controls at shower entrance
- Center of volume valves 42" AFF
- Bench 16" deep, top of bench at 19" AFF (6" deep x 8"H "toe kick" space)
- LED lighting under bench seat
- Wrap bench in mosaic used on shower floor
- Linear drain along recessed bottom of bench
- Shower wall tile stacked vertically
- Pony wall 48" tall



SHOWER WALL
DAKOTA | PENINSULA
6" X 12"



MILLWORK
KARISMA | FIRST CLASS



COUNTERTOP
LUNA | SOFT
12MM



FLOOR
BASALTINE | NUT
12" X 24"

NOTES

- Countertop height 36" AFF
- Cabinet 5'-2" wide
- 4" Toe kick
- Countertop detail: 1-1/2" flat eased edge with 1/2" overhang
- Shower niche 21"W x 18"H, bottom of niche at 36" AFF
- Refer to designer PDF elevation for sconce mounting height
- Robe hook centers 12" apart

**UPGRADE OPTION
- WALLPAPER**





NOTES

- Countertop height 36" AFF
- Countertop detail: 1-1/2" flat eased edge with 1/2" overhang
- Decorative mirror
- See designer elevation for sconce location
- Niche 24"W x 15"H, centered in shower, bottom 48" AFF
- Center of shower valve 42" AFF
- Center shower head in shower, 80" AFF
- No medicine cabinet



COUNTERTOP
MARVEL CALACATTEA
APUANO | SOFT



FLOORING
AMANI | BRONZE



MILLWORK
KARISMA | FIRST CLASS



FLOORING
AMANI | BRONZE





NOTES

- Countertop height 36" AFF
- Backsplash vertical stack
- 4" Toe kick
- Countertop detail: 1-1/2" flat eased edge with 1/2" overhang
- Decorative mirrors, by designer
- See designer elevations for pendant placement



BACKSPLASH
IGUAZU | TERRA



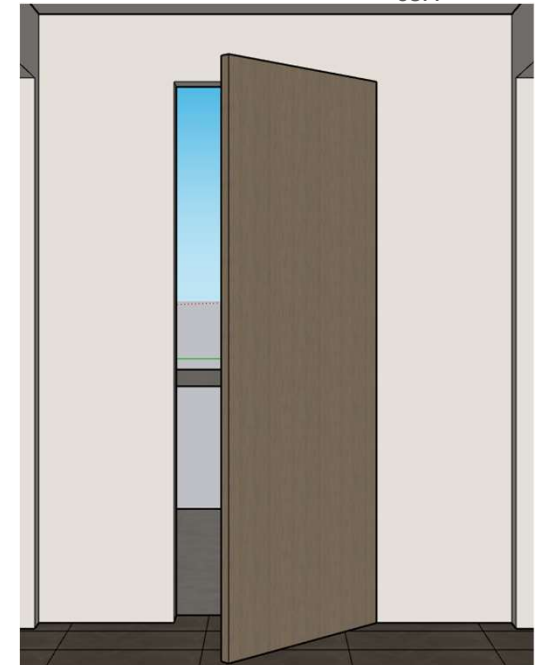
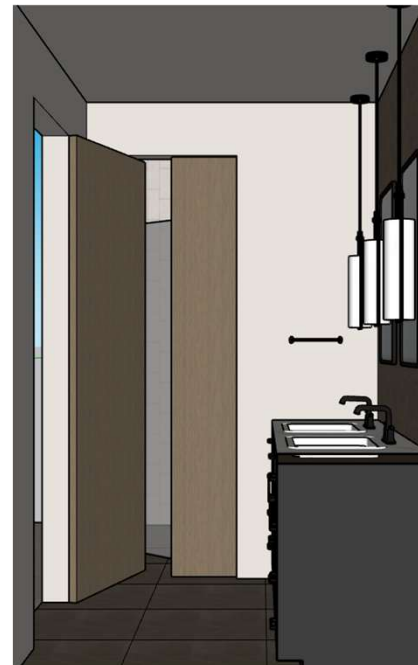
FLOORING
ROYAL MARBLE | BEIGE
HONED



MILLWORK
KARISMA | FIRST CLASS



COUNTERTOP
CALACATTA MICHELANGELO
SOFT





NOTES

- Center shower head in shower, 80" AFF
- Niche 24"W x 15"H, bottom of niche at 48" AFF
- Center niche in shower space
- Center of shower valve at 42" AFF
- Mosaic for shower floor




BACKSPLASH
IGUAZU | TERRA



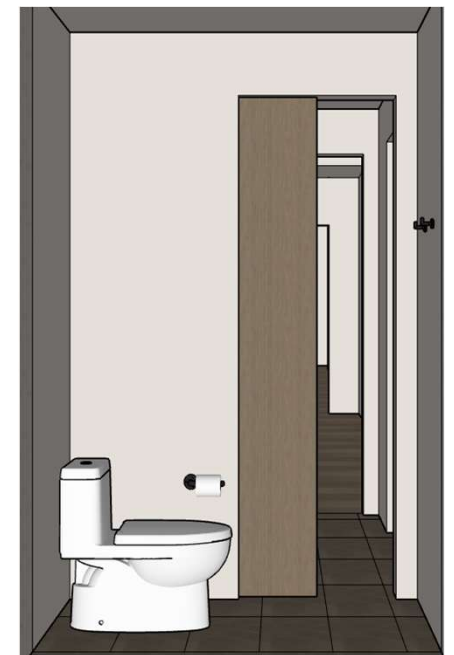
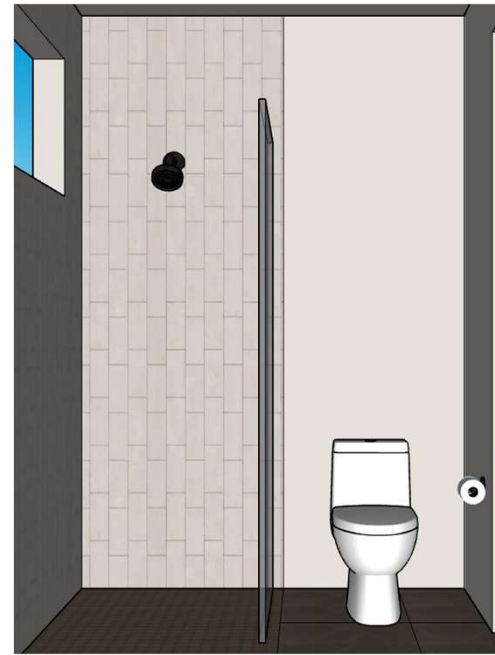
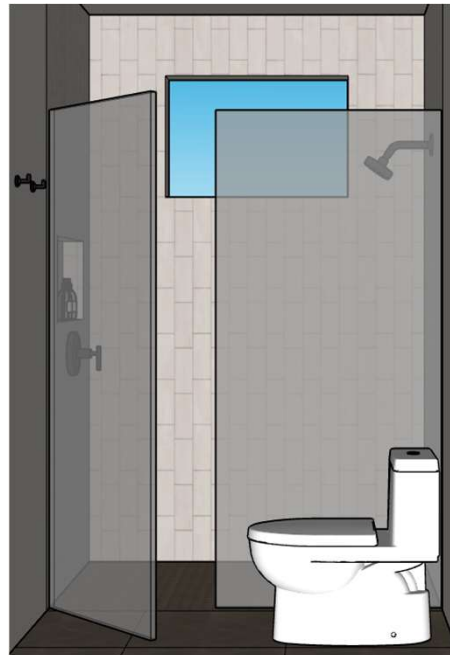
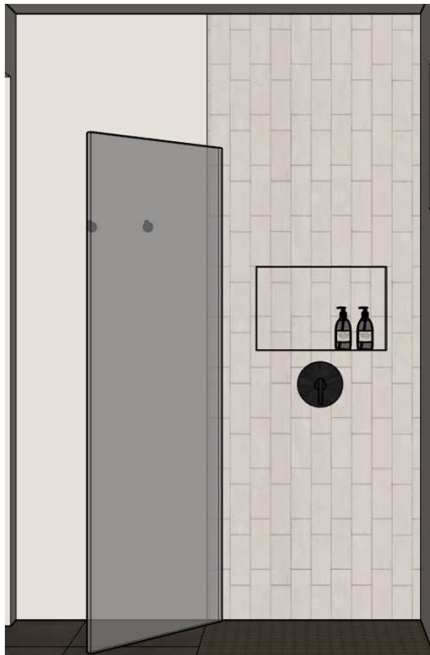
FLOORING
ROYAL MARBLE | BEIGE HONED



MILLWORK
KARISMA | FIRST CLASS



SHOWER WALL
CRAFTED | HANDMADE CREAM



GUEST BATH





UPGRADE
OPTION



NOTES


- Countertop height 36" AFF
- Desk Height 30" AFF
- 4" Toe kick
- Countertop detail: 1-1/2" flat eased edge with 1/2" overhang
- Bottom of TV 48" AFF
- Desk area 44" wide
- Kitchenette 58" wide
- Pocketing doors for kitchenette
- Lowest shelf 25" above kitchenette countertop, 15" between shelves (line desk shelves up with kitchen shelves)
- **FOR THIS LAYOUT FAUCET NEEDS TO BE MOVED 8.5" TOWARD DOOR**



UPGRADE
OPTION

NOTES

- Countertop height 30" AFF
- 2" thick shelves
- Countertop detail: 2" flat eased edge with ½" overhang
- 6ft wide TV opening



UPGRADE
OPTION

NOTES

- Desk top 30" AFF
- 1" thick shelves with 12" spacing between
- Countertop detail: 1-1/2" flat eased edge with 1/2" overhang
- 36" wide knee space opening




**UPGRADE OPTION
– WALLPAPER TBD**

NOTES

- Countertop height 36" AFF
- Cabinet 5'-6" wide
- 4" Toe kick
- Countertop detail: 1-1/2" flat eased edge with 1/2" overhang
- 20" between countertop and shelf
- Wallpaper at back of opening
- Countertop TBD



Soffits Pushed Back to Show Cabinetry




BACKSPLASH
CRAFTED HANDMADE | NUDE



MILLWORK
KARISMA FASHIONISTA



COUNTERTOP
MARVEL CALACATTA APUANO
SOFT



FLOORING
BELLA SAATCHI
MATTE

NOTES

- Bring soffit out so it's flush with depth of washer/dryer
- 42" from edge of island to surrounding cabinets, island approx. 4'-7" x 3'-7", confirm with site dimensions



NOTES

- Countertop height 36" AFF
- Countertop detail: 1-1/2" flat eased edge with 1/2" overhang
- Under cabinet lighting
- Dog wash floor 24" AFF, lip 6" above floor of dog wash
- Top of tile around dog wash to be 5ft AFF





NOTES

- Countertop height 36" AFF
- Countertop detail: 1-1/2" flat eased edge with 1/2" overhang
- Tile backsplash
- Shower valve height 48"





COUNTERTOP
BEVERLY BLUE | POLISHED
2CM



MILLWORK
PAINTED | MIDNIGHT SUN



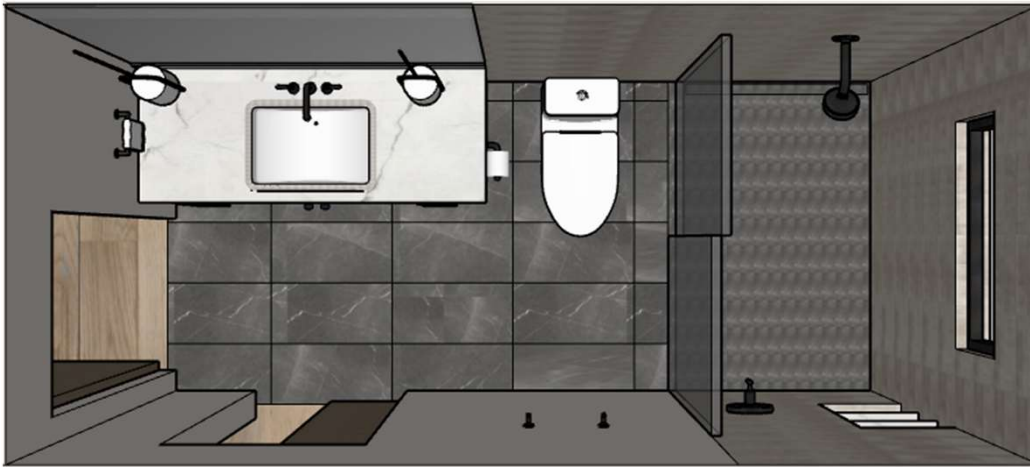
COUNTERTOP
BEVERLY BLUE | POLISHED
2CM

NOTES

- Countertop height 36" AFF
- Top of cabinets at 8'-0" AFF
- Under cabinet lighting

- 4" Toe kick
- Island cabinetry is 6'-0" wide x 2'-0" deep, 12" countertop overhang for seating
- Countertop detail: 1-1/2" flat eased edge with 1/2" overhang, island to have 12" overhang





SHOWER WALL
FORME | CENERE



MILLWORK
KARISMA
SALT OF THE EARTH



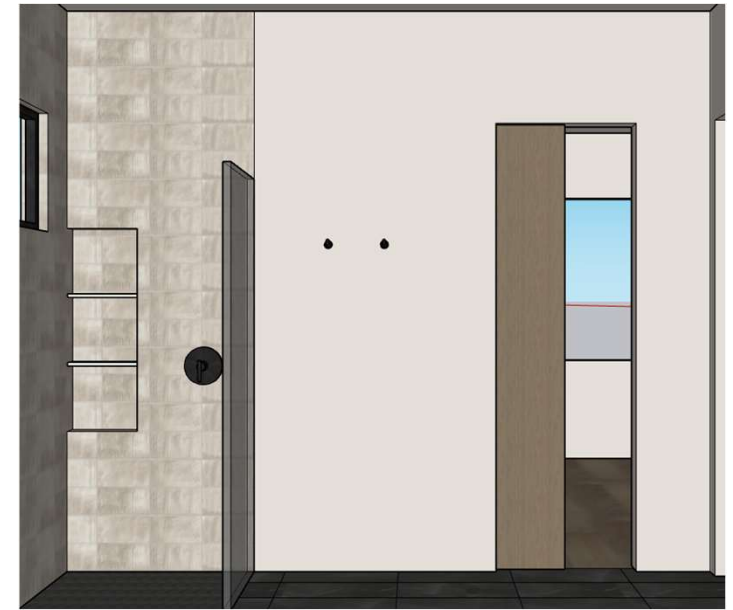
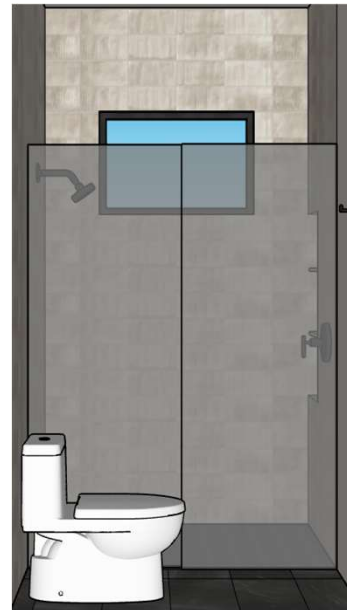
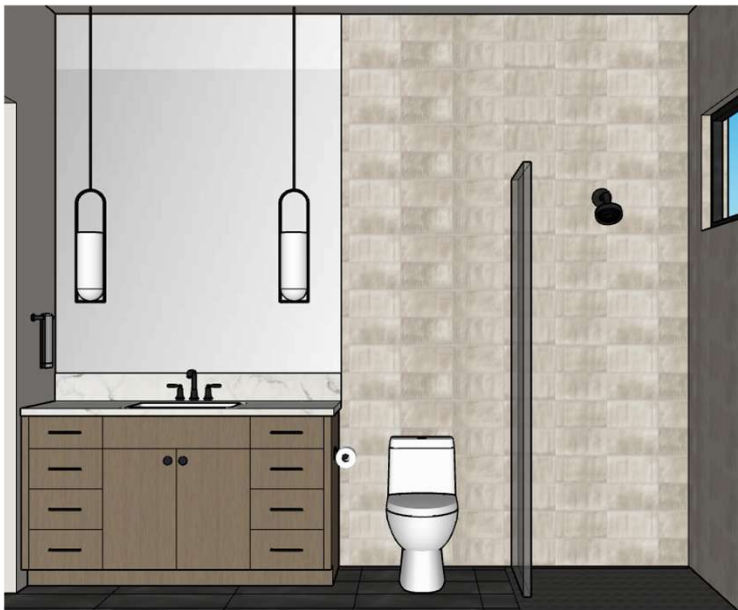
COUNTERTOP
LUNA | SOFT

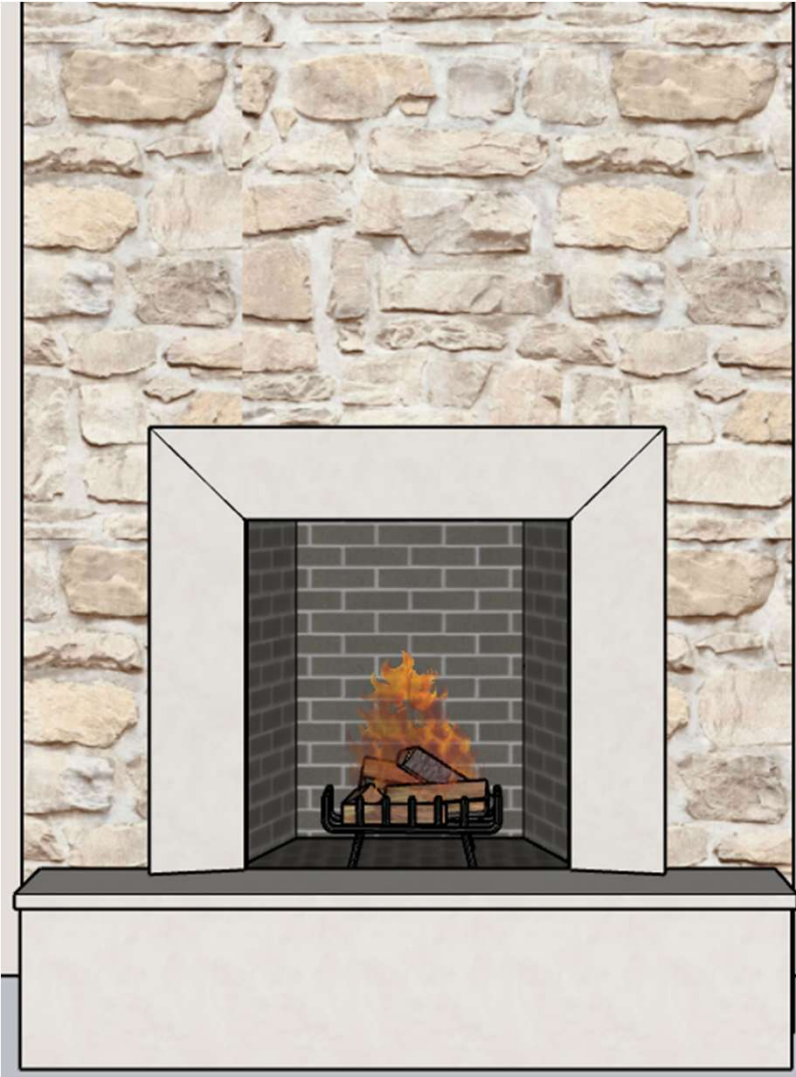


FLOORING
ROYAL MARBLE
CHARCOAL
HONED

NOTES

- Countertop height 36" AFF
- Cabinet width 5'-1"
- 4" Toe kick
- Countertop detail: 1-1/2" flat eased edge with 1/2" overhang
- 24" deep vanity
- Niche 15"W x 42"H, bottom of niche at 30" AFF, 2 slab shelves
- 6" slab backsplash
- Showerhead 80" AFF, center in shower





NOTES

- Concrete or stone surround
- Concrete or stone hearth
- 10" Surround; 4" deep, top at 66" AFF
- Top of hearth 18" AFF
- Log set fireplace media
- Firebrick TBD